

Scaled data based on original data using
LM-79-08 Approved Method: Electrical and Photometric Measurements of Solid-
State Lighting Products

Test Report Prepared for
Cooper Lighting Solutions
(formerly Eaton)

Brand: STREETWORKS

Report Number: P649730

Luminaire Tested: **GLAN-SA2A-835-U-5MQ**

Issue Date: 1/4/2021

Test Information

Test Method: LM-79-08
Report Number: P649730
TEST IS SCALED FROM IESNA LM-79-08 TEST DATA (G3-2011-042-2)
Test Lab: INNOVATION CENTER
Issue Date: 1/4/2021
Manufacturer: COOPER LIGHTING SOLUTIONS (FORMERLY EATON)
Product Line: STREETWORKS
Catalog Number: GLAN-SA2A-835-U-5MQ
Description: GALLEON AREA AND ROADWAY LUMINAIRE
(2) 80 CRI, 3500K, 615mA LIGHTSQUARES WITH 16 LEDS EACH AND TYPE V MEDIUM OPTICS
Light Source: -
Ballast/Driver: ELECTRONIC DRIVER

Summary

Lumens per Lamp: N/A
Luminaire Lumens: 7552 lumens
Efficiency: N/A
Efficacy: 119.9 lumens/watt
Luminous Opening: Rectangular (W 0.5' x L: 1' x H: 0')
IES Classification: Type V - Short
BUG Rating: B3 - U0 - G1

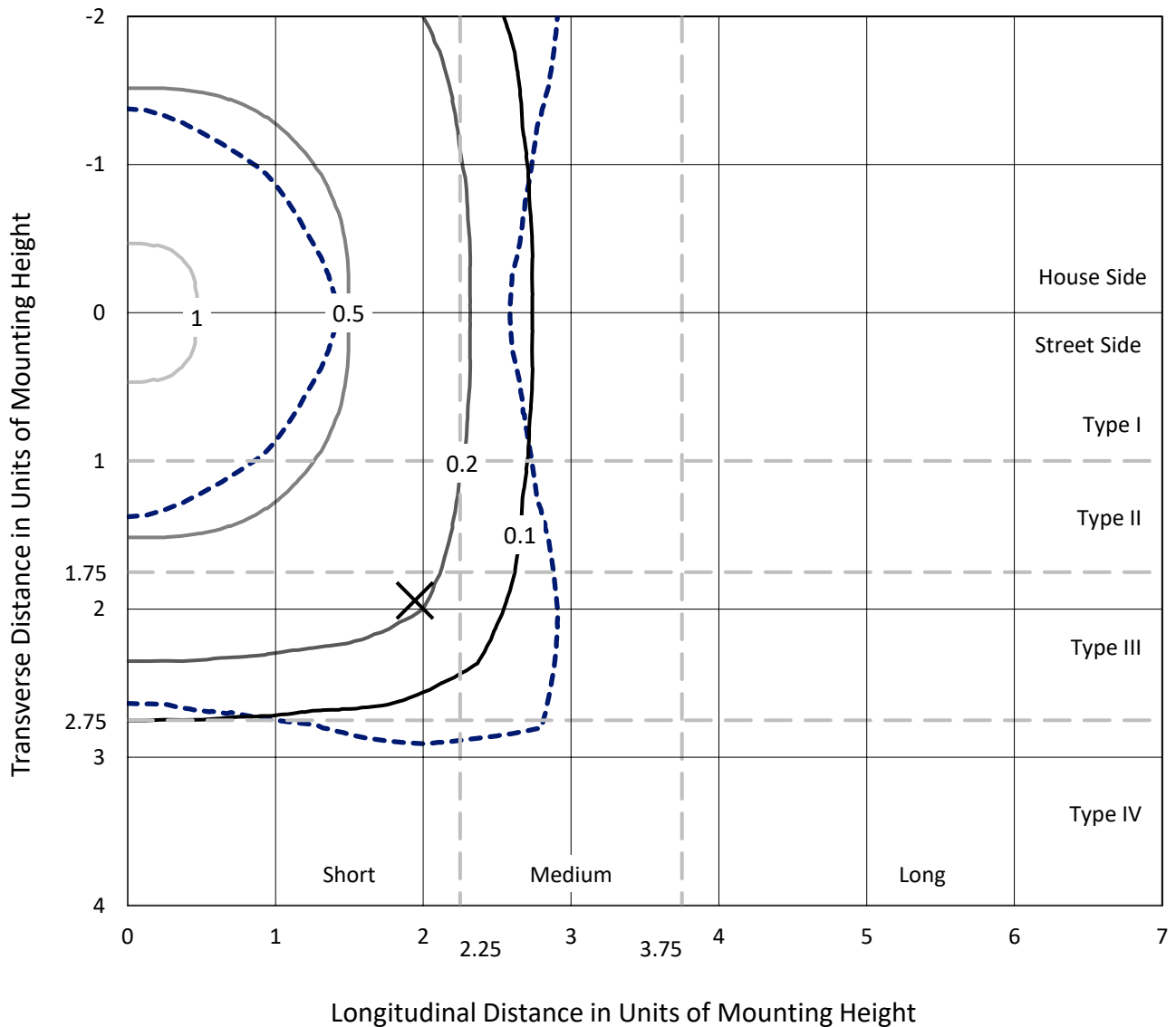
Input Watts (W): 63
Input Voltage (V): NR
Input Current (Ain): NR
Voltage Rise (V): NR
Power Factor: NR
Total Harmonic Distortion (THDi): NR
Frequency (hertz): 60
Stabilization Time: NR
Operation Time: NR
Ambient Temperature (°C): NR
Test Distance: 24 FT



REPORT NUMBER: P649730
 CATALOG NUMBER: GLAN-SA2A-835-U-5MQ

Iso-Footcandle Lines of Horizontal Illumination

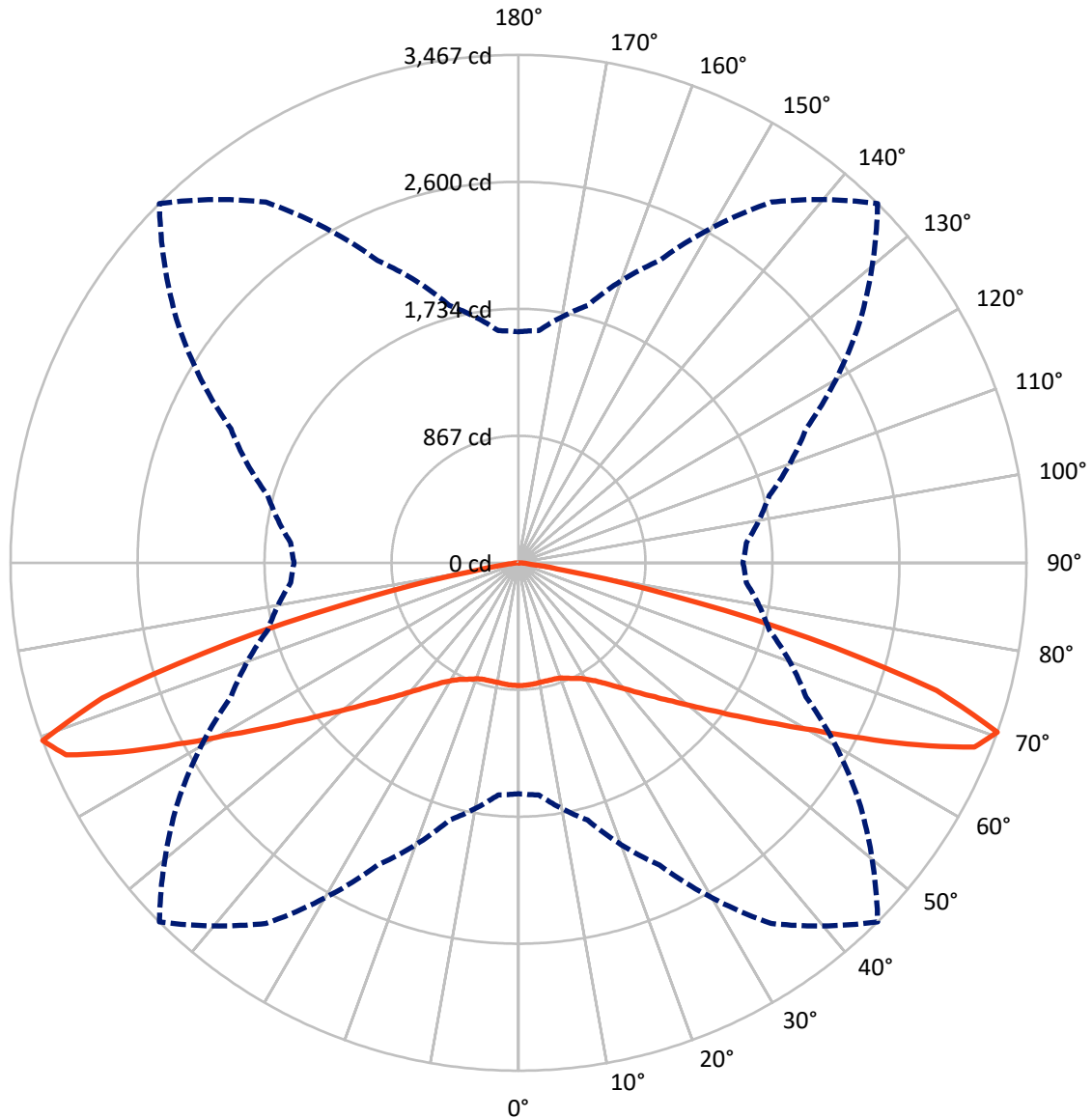
× Max cd
 - - - 1/2 Max cd



Based on 25 foot mounting height. Maximum calculated value = 1.3 fc
 Type V - Short - N/A

REPORT NUMBER: P649730
CATALOG NUMBER: GLAN-SA2A-835-U-5MQ

Luminous Intensity Polar Plot



— Vertical Plane Through 45-Deg Lateral - - - Horizontal Cone Through 70-Deg Vertical

REPORT NUMBER: P649730
 CATALOG NUMBER: GLAN-SA2A-835-U-5MQ

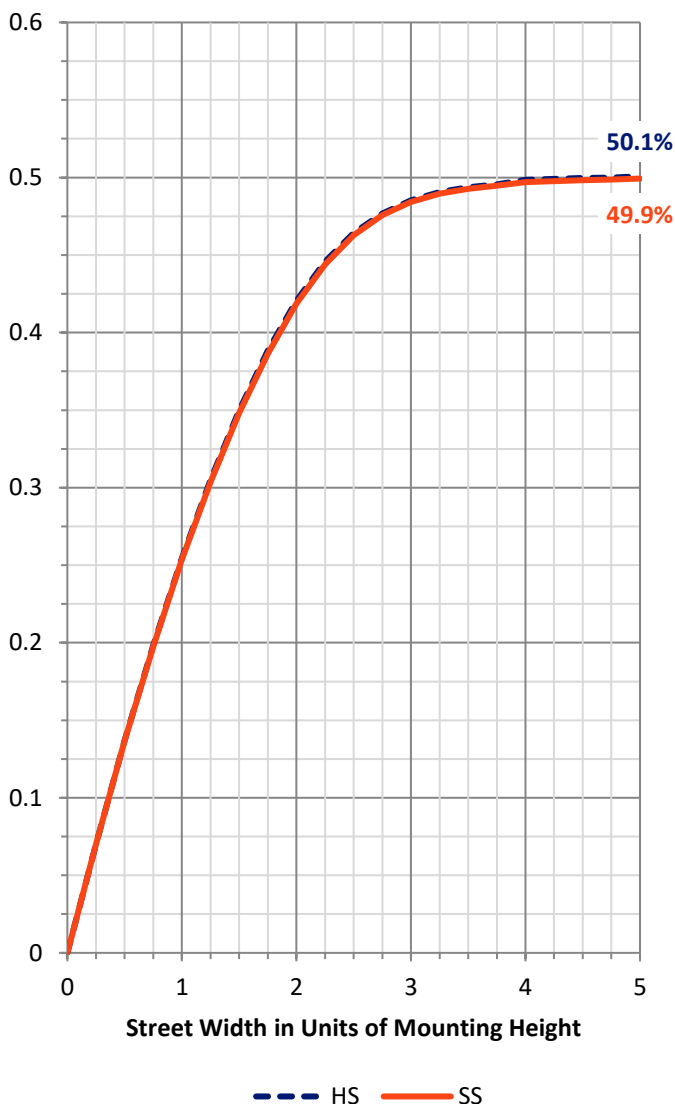
FLUX DISTRIBUTION:

		Downward	Upward	Total
House Side	Lumens	3776.0	0.0	3776.0
	% Fixture	50.0	0.0	50.0
Street Side	Lumens	3776.0	0.0	3776.0
	% Fixture	50.0	0.0	50.0
Total	Lumens	7552.0	0.0	7552.0
	% Fixture	100.0	0.0	100.0

ZONAL LUMENS:

Zone	Lumens	% Fixture
0°-10°	79.5	1.1
10°-20°	233.4	3.1
20°-30°	399.1	5.3
30°-40°	633.5	8.4
40°-50°	1022.0	13.5
50°-60°	1662.8	22.0
60°-70°	2410.4	31.9
70°-80°	1069.2	14.2
80°-90°	42.2	0.6
90°-100°	0.0	0.0
100°-110°	0.0	0.0
110°-120°	0.0	0.0
120°-130°	0.0	0.0
130°-140°	0.0	0.0
140°-150°	0.0	0.0
150°-160°	0.0	0.0
160°-170°	0.0	0.0
170°-180°	0.0	0.0
0°-90°	7552.0	100.0
0°-180°	7552.0	100.0

Coefficient of Utilization



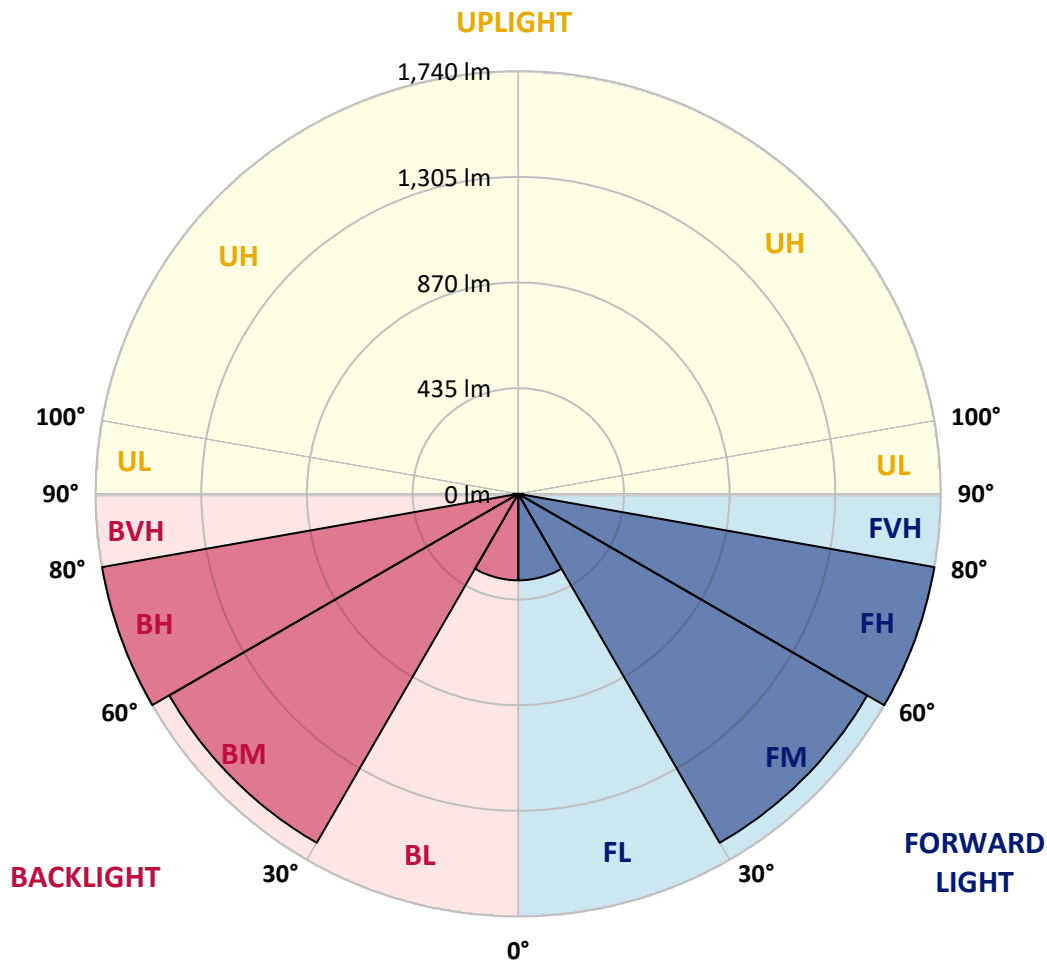
REPORT NUMBER: P649730
 CATALOG NUMBER: GLAN-SA2A-835-U-5MQ

LUMINAIRE CLASSIFICATION SYSTEM LUMEN TABLE AND BUG RATING:

Zone	Lumens	% Fixture	Zone Rating/Lumen Limit		
			B	U	G
FL (0°-30°)	356.0	4.7			
FM (30°-60°)	1659.1	22.0			
FH (60°-80°)	1739.8	23.0			G1/1800
FVH (80°-90°)	21.1	0.3			G1/100
BL (0°-30°)	356.0	4.7	B1/500		
BM (30°-60°)	1659.1	22.0	B2/2500		
BH (60°-80°)	1739.8	23.0	B3/2500		G1/1800
BVH (80°-90°)	21.1	0.3			G1/100
UL (90°-100°)	0.0	0.0		U0/0	
UH (100°-180°)	0.0	0.0		U0/0	

BUG Rating: B3-U0-G1

Type V Short





REPORT NUMBER: P649730
 CATALOG NUMBER: GLAN-SA2A-835-U-5MQ

CANDELA DISTRIBUTION (FULL):

	0°	5°	15°	25°	35°	45°	55°	65°	75°	85°	90°
0°	838.6	838.6	838.6	838.6	838.6	838.6	838.6	838.6	838.6	838.6	838.6
2.5°	838.6	839.4	838.2	837.4	837.0	837.0	836.6	837.0	839.4	839.8	838.6
5°	836.2	837.0	836.6	835.9	835.5	835.5	835.1	834.6	836.6	837.4	837.0
7.5°	833.0	833.4	833.0	832.6	833.0	832.6	831.5	830.7	832.3	832.3	831.9
10°	827.5	828.3	827.9	828.3	829.0	829.0	827.5	825.9	826.3	825.5	825.5
12.5°	820.7	821.9	822.3	823.9	825.9	828.3	824.7	821.1	820.3	819.9	819.5
15°	816.4	817.5	819.1	820.7	824.3	829.4	824.3	818.7	817.1	815.5	814.7
17.5°	815.1	816.7	819.1	821.5	826.3	831.5	827.1	821.5	817.5	815.1	814.3
20°	818.3	819.5	823.1	827.5	834.2	839.4	835.1	829.0	823.1	819.5	818.3
22.5°	824.7	826.7	831.1	839.0	848.5	856.1	850.2	840.2	830.7	825.9	824.3
25°	838.6	840.2	845.4	856.1	867.3	874.5	868.0	856.5	843.4	837.0	835.1
27.5°	859.7	862.1	867.6	880.4	889.6	893.6	889.2	881.2	871.6	864.9	863.3
30°	889.6	892.4	900.7	914.2	920.2	922.6	920.6	915.4	908.7	901.5	899.9
32.5°	929.7	931.4	940.9	953.6	959.3	960.0	957.6	955.3	944.1	932.2	931.4
35°	974.8	977.5	989.1	1004.2	1009.4	1009.8	1005.0	1001.4	988.3	978.8	978.8
37.5°	1034.4	1035.7	1046.8	1063.9	1069.5	1067.9	1065.5	1062.3	1048.4	1036.1	1036.5
40°	1104.5	1106.8	1116.4	1136.4	1136.4	1134.3	1135.9	1133.5	1119.6	1107.7	1108.1
42.5°	1187.7	1188.9	1200.4	1221.5	1219.9	1215.9	1217.6	1214.4	1205.6	1192.0	1187.3
45°	1276.4	1281.2	1301.1	1321.4	1318.3	1305.5	1311.8	1311.1	1303.1	1282.8	1284.0
47.5°	1383.5	1391.5	1410.6	1434.8	1431.2	1411.4	1418.6	1423.3	1412.1	1389.9	1385.9
50°	1504.1	1509.3	1537.5	1560.2	1557.1	1535.9	1552.3	1553.1	1525.2	1493.7	1493.7
52.5°	1632.6	1637.8	1676.0	1711.5	1713.4	1682.8	1696.0	1695.1	1649.8	1608.4	1600.5
55°	1776.7	1779.1	1828.5	1880.6	1891.7	1861.9	1863.5	1847.6	1788.7	1740.5	1736.1
57.5°	1925.6	1934.3	1988.9	2056.5	2089.6	2071.3	2062.9	2020.3	1963.4	1908.1	1905.3
60°	2090.4	2090.8	2161.6	2241.7	2308.5	2320.8	2286.6	2229.7	2156.1	2082.8	2079.6
62.5°	2204.6	2221.7	2311.3	2446.6	2566.4	2635.7	2545.3	2425.9	2281.0	2162.8	2150.9
65°	2228.1	2239.6	2376.2	2605.4	2850.2	2999.4	2790.5	2536.5	2289.4	2131.8	2123.8
67.5°	2038.2	2050.6	2234.4	2586.3	3049.2	3355.2	2949.7	2483.2	2147.7	1952.6	1937.1
70°	1576.6	1590.4	1817.7	2276.7	3005.0	3467.1	2836.3	2166.0	1771.1	1560.6	1532.3
72.5°	838.2	889.6	1083.8	1562.6	2439.0	2985.1	2325.6	1580.5	1142.3	933.7	896.3
75°	306.1	312.4	420.7	693.0	1419.0	2047.0	1473.4	753.9	433.5	334.7	317.6
77.5°	126.5	126.1	138.5	209.4	515.4	1048.4	575.1	221.3	138.1	127.8	126.1
80°	74.9	74.9	82.4	87.1	135.7	316.4	151.7	98.7	82.8	75.6	76.8
82.5°	33.4	35.4	52.1	54.9	65.7	86.8	73.2	62.9	54.1	37.4	33.8
85°	18.3	15.9	27.5	28.7	31.5	32.3	34.6	34.2	31.5	18.3	18.7
87.5°	3.6	4.4	8.0	6.0	6.7	6.0	8.0	11.1	11.5	6.3	5.2
90°	0.0	0.0	0.0	0.0	0.0	0.0	0.0	0.0	0.0	0.0	0.0

(END OF REPORT)